

12033 INSTALLATION INSTRUCTIONS

Read Instruction manual carefully to ensure proper installation.
Please keep this instruction manual for future using!

⚠ WARNING

To avoid the risk of fire, or electric shock this product should be installed, inspected, and maintained by a qualified electrician only. Installation should be completely by an individual familiar with the construction and operation of the luminaire. Installation of luminaire must be in accordance with nation and local building and electrical codes.

Safety Warning:

To avoid electric shock:

Be certain electrical power is OFF before and during installation and maintenance.
Luminaire must be supplied by a wiring system with an equipment grounding conductor.

To avoid burning hands:

Make sure lens and housing are cool when performing maintenance.

To avoid product degradation:

Make sure the wire supply voltage is the same as the luminaire supply

Use proper supply wiring as specified on the luminaire nameplate.

Avoid use in environments containing sulfur, chlorine, or other halides, methyl acetate or ethyl acetate, cyanoacrylates, glycol ethers, formaldehyde or butadiene.

Notes:

Instructions do not cover all details and all possible product configurations.

Do not restrict luminaire ventilation.

Ensure LED luminaire is not covered with material that will prevent convection or conduction cooling.

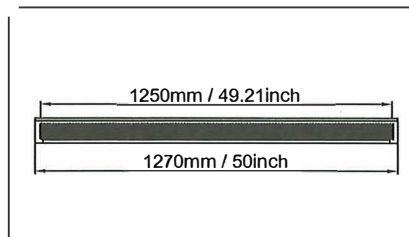
Ensure LED luminaire has the correct polarity before installation!

Avoid exposing wiring to metal edges and sharp objects.

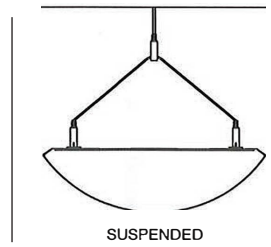
Maintenance:

Perform visual, electrical, and mechanical inspections on a regular basis. The environment and frequency of use should determine this. However, it is recommended that checks be made at least once a year. Electrically check to make sure that all connections are clean and tight. Mechanically check that all parts are properly assembled.

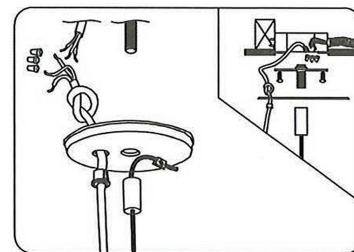
■ Installation Dimension



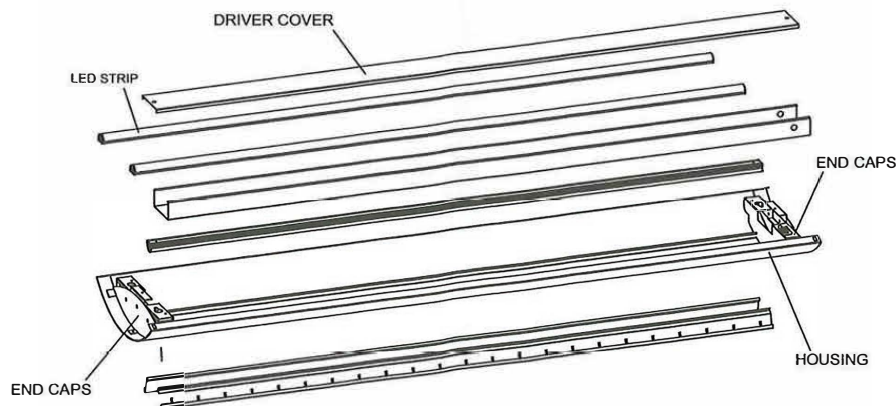
■ Installation



■ Ceiling Canopy Installation



■ Exploded Views



To convert to a direct/indirect fixture:

The LED tubes are rotatable, in order to rotate them, you need to pull the silver lever near the side of the tube back and rotate the tube.